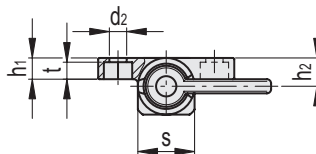
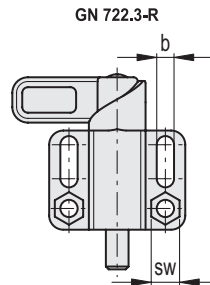
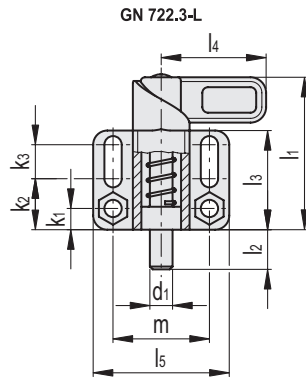
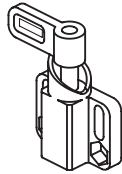


STANDARD EXECUTIONS

- **GN 722.3-L**: with lever in left retracted position.
 - **GN 722.3-R**: with lever in right retracted position.
- Index for material and finish:
- **A4**: body and lever made out of cast AISI 316 stainless steel for welding, AISI 316 stainless steel plunger, AISI 316Ti stainless steel spring.
 - **SW**: body made out of cast zinc-plated steel, epoxy resin coating, RAL 9005 black colour, matte finish, cast zinc-plated steel lever, zinc-plated steel plunger, AISI 301 stainless steel spring.
 - **ZB**: body made out of cast zinc-plated steel, cast zinc-plated steel lever, zinc-plated steel plunger, AISI 301 stainless steel spring.

FEATURES AND APPLICATIONS

GN 722.3 lever indexing plungers are used when the plunger must be retracted quickly. By rotating the lifting lever by 180°, a notch keeps the plunger in the retracted position. The very small dimensional tolerances guarantee the necessary functional safety even in case of dirt.



Conversion Table	
1 mm = 0.039 inch	
d1	
mm	inch
8	0.31
10	0.39
12	0.47
14	0.55
16	0.62
20	0.78

GN 722.3-L-A4

INOX STAINLESS STEEL METRIC

Code	Description	d1		b+0.3	h1	h2	k1	k2	k3	l1	l2	l3	l4	l5	s	sw	t	m	[N]*	[N]#	Δ
		Plunger	Hole																		
GN.39451	GN 722.3-8-20-L-A4	8	6.1	6.1	7.5	10	7.5	18	12	54	14	35	37	48	20	10	6	34	15	50	179
GN.39461	GN 722.3-10-20-L-A4	10	6.1	6.1	7.5	10	7.5	18	12	54	14	35	37	48	20	10	6	34	15	50	180
GN.39471	GN 722.3-12-20-L-A4	12	6.1	6.1	7.5	10	7.5	18	12	54	14	35	37	48	20	10	6	34	15	50	186
GN.39481	GN 722.3-14-20-L-A4	14	6.1	6.1	7.5	10	7.5	18	12	54	14	35	37	48	20	10	6	34	15	50	199
GN.28966	GN 722.3-16-30-L-A4	16	10.1	10.1	15	15	14	34	10	83	20	54	55	80	30	17	10	55	30	110	246
GN.28972	GN 722.3-20-30-L-A4	20	10.1	10.1	15	15	14	34	10	83	20	54	55	80	30	17	10	55	30	110	263

GN 722.3-L-SW

METRIC

Code	Description	d1		b+0.3	h1	h2	k1	k2	k3	l1	l2	l3	l4	l5	s	sw	t	m	[N]*	[N]#	Δ
		Plunger	Hole																		
GN.39371	GN 722.3-8-20-L-SW	8	6.1	6.1	7.5	10	7.5	18	12	54	14	35	37	48	20	10	6	34	15	50	179
GN.39372	GN 722.3-10-20-L-SW	10	6.1	6.1	7.5	10	7.5	18	12	54	14	35	37	48	20	10	6	34	15	50	180
GN.39373	GN 722.3-12-20-L-SW	12	6.1	6.1	7.5	10	7.5	18	12	54	14	35	37	48	20	10	6	34	15	50	186
GN.39374	GN 722.3-14-20-L-SW	14	6.1	6.1	7.5	10	7.5	18	12	54	14	35	37	48	20	10	6	34	15	50	199
GN.28967	GN 722.3-16-30-L-SW	16	10.1	10.1	15	15	14	34	10	83	20	54	55	80	30	17	10	55	30	110	246
GN.28973	GN 722.3-20-30-L-SW	20	10.1	10.1	15	15	14	34	10	83	20	54	55	80	30	17	10	55	30	110	263

GN 722.3-L-ZB

Code	Description	d1		b+0.3	h1	h2	k1	k2	k3	l1	l2	l3	l4	l5	s	sw	t	m	[N]*	[N]#	Δ
		Plunger	Hole																		
GN.39381	GN 722.3-8-20-L-ZB	8	6.1	6.1	7.5	10	7.5	18	12	54	14	35	37	48	20	10	6	34	15	50	179
GN.39385	GN 722.3-10-20-L-ZB	10	6.1	6.1	7.5	10	7.5	18	12	54	14	35	37	48	20	10	6	34	15	50	180
GN.39391	GN 722.3-12-20-L-ZB	12	6.1	6.1	7.5	10	7.5	18	12	54	14	35	37	48	20	10	6	34	15	50	186
GN.39395	GN 722.3-14-20-L-ZB	14	6.1	6.1	7.5	10	7.5	18	12	83	14	35	37	48	20	10	6	34	15	50	199
GN.28968	GN 722.3-16-30-L-ZB	16	10.1	10.1	15	15	14	34	10	83	20	54	55	80	30	17	10	55	30	110	246
GN.28974	GN 722.3-20-30-L-ZB	20	10.1	10.1	15	15	14	34	10	83	20	54	55	80	30	17	10	55	30	110	263

GN 722.3-R-A4

INOX STAINLESS STEEL METRIC

Code	Description	d1		b+0.3	h1	h2	k1	k2	k3	l1	l2	l3	l4	l5	s	sw	t	m	[N]*	[N]#	Δ
		Plunger	Hole																		
GN.39456	GN 722.3-8-20-R-A4	8	6.1	6.1	7.5	10	7.5	18	12	54	14	35	37	48	20	10	6	34	15	50	179
GN.39466	GN 722.3-10-20-R-A4	10	6.1	6.1	7.5	10	7.5	18	12	54	14	35	37	48	20	10	6	34	15	50	180
GN.39476	GN 722.3-12-20-R-A4	12	6.1	6.1	7.5	10	7.5	18	12	54	14	35	37	48	20	10	6	34	15	50	186
GN.39486	GN 722.3-14-20-R-A4	14	6.1	6.1	7.5	10	7.5	18	12	54	14	35	37	48	20	10	6	34	15	50	199
GN.28969	GN 722.3-16-30-R-A4	16	10.1	10.1	15	15	14	34	10	83	20	54	55	80	30	17	10	55	30	110	246
GN.28975	GN 722.3-20-30-R-A4	20	10.1	10.1	15	15	14	34	10	83	20	54	55	80	30	17	10	55	30	110	263

GN 722.3-R-SW

METRIC

Code	Description	d1		b+0.3	h1	h2	k1	k2	k3	l1	l2	l3	l4	l5	s	sw	t	m	[N]*	[N]#	Δ
		Plunger	Hole																		
GN.39401	GN 722.3-8-20-R-SW	8	6.1	6.1	7.5	10	7.5	18	12	54	14	35	37	48	20	10	6	34	15	50	179
GN.39402	GN 722.3-10-20-R-SW	10	6.1	6.1	7.5	10	7.5	18	12	54	14	35	37	48	20	10	6	34	15	50	180
GN.39405	GN 722.3-12-20-R-SW	12	6.1	6.1	7.5	10	7.5	18	12	54	14	35	37	48	20	10	6	34	15	50	186
GN.39406	GN 722.3-14-20-R-SW	14	6.1	6.1	7.5	10	7.5	18	12	83	14	35	37	48	20	10	6	34	15	50	199
GN.28970	GN 722.3-16-30-R-SW	16	10.1	10.1	15	15	14	34	10	83	20	54	55	80	30	17	10	55	30	110	246
GN.28976	GN 722.3-20-30-R-SW	20	10.1	10.1	15	15	14	34	10	83	20	54	55	80	30	17	10	55	30	110	263

GN 722.3-R-ZB

Code	Description	d1		b+0.3	h1	h2	k1	k2	k3	l1	l2	l3	l4	l5	s	sw	t	m	[N]*	[N]#	Δ
		Plunger	Hole																		
GN.39382	GN 722.3-8-20-R-ZB	8	6.1	6.1	7.5	10	7.5	18	12	54	14	35	37	48	20	10	6	34	15	50	179
GN.39386	GN 722.3-10-20-R-ZB	10	6.1	6.1	7.5	10	7.5	18	12	54	14	35	37	48	20	10	6	34	15	50	180
GN.39392	GN 722.3-12-20-R-ZB	12	6.1	6.1	7.5	10	7.5	18	12	54	14	35	37	48	20	10	6	34	15	50	186
GN.39396	GN 722.3-14-20-R-ZB	14	6.1	6.1	7.5	10	7.5	18	12	83	14	35	37	48	20	10	6	34	15	50	199
GN.28971	GN 722.3-16-30-R-ZB	16	10.1	10.1	15	15	14	34	10	83	20	54	55	80	30	17	10	55	30	110	246
GN.28977	GN 722.3-20-30-R-ZB	20	10.1	10.1	15	15	14	34	10	83	20	54	55	80	30	17	10	55	30	110	263

* Spring preload

Spring maximum load